

Block size (with seam allowance): 10-1/2 inches
(Templates optional)

Suggested colors:
Various greens for wreath. Use a light background for the center and the outside corners. Optional Bow: Use coordinating colors of your choice.

Fabric 1 Light background
Fabric 2 Greens for wreath

Materials list

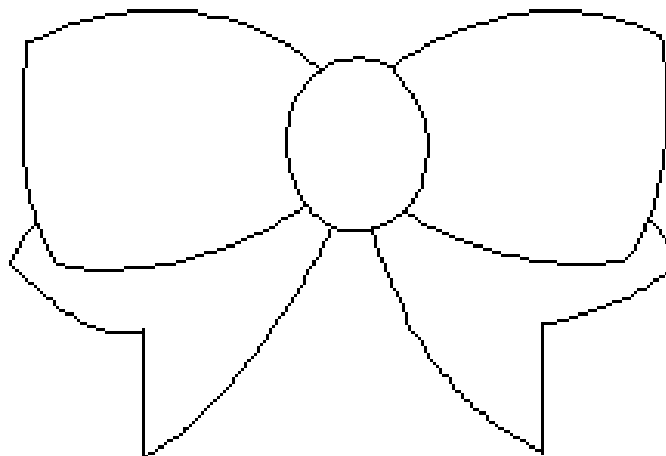
From fabric 1:

- 4 ea (A) 3-inch squares
- 1 ea (C) 5-1/2 inch square

From fabric 2:

- 4 ea (D) 1-3/4 inch squares
- 48 ea (B) 1-3/4 inch squares

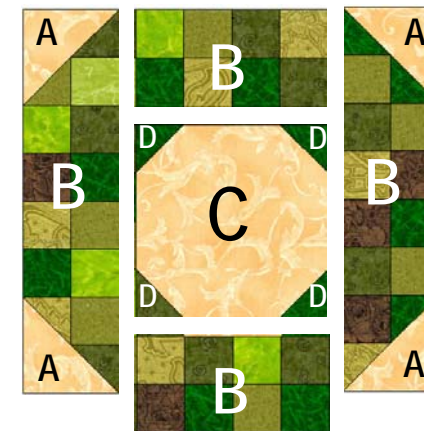
Optional Bow and Ribbon



Directions

For pieced:

1. Using 32 of the 48 "B" squares (1-3/4 inch), make two side wreath units as follows:
 1. For each side unit, use 16 of the 1-3/4 "B" squares.
 2. Using the sew-and-flip method, attach the corner half-square triangle (3-inch "A" squares) to each side unit outer corner as depicted in the diagram.
2. Using the remaining 16 "B" squares (1-3/4 inch), make the top and bottom units.
3. Using the four 1-3/4 "D" squares and the sew-and flip method, attach the corner half-square triangles to the 5-1/2 inch center square "C".
4. Stitch the top and bottom units to the center square unit first, then attach the side units.
5. Optional: add the appliqué bow to the wreath as shown in the diagram. Use an appliqué method of your choice. If fused, finish the edges with a button hole stitch, narrow zig-zag or any decorative stitch.





Directions


For appliqué:

1. Center appliqué on 11-1/2 inch square background block.
2. Use an appliqué method of your choice. If fused, finish the edges with a buttonhole stitch, narrow zig-zag or any decorative stitch.
3. After appliqué is complete, trim block to a 10-1/2 inch square.

*Block size (with seam allowance): 10-1/2 inches
(Templates on next page.)*


*Suggested colors:
Various greens or reds*

*Fabric 1 Light background
Fabric 2 Greens for stems and leaves
Fabric 3 Reds for flowers
Fabric 4 Gold or yellow for flower center*



Appliqué Holiday Wreath

(standard pieced)



Please use pre-washed and pressed 100% cotton fabrics. Your name will be entered for a drawing for every block you make. For questions, contact Mary Allen (marynbob@juno.com, 253-854-7534) or Linda Zarges (ronvz@comcast.net, 253-833-6817).