


# Block of the Month Due May 9th


## Split 9-Patch (9 1/2" unfinished)


Please use quality 100% cotton fabrics. Use a scant 1/4" seam allowance. Make one block or many. Your name will be entered once for each block turned in. If you have any questions, contact Amber.

**\* Use 3 shades of the same color for a dimensional look.**

### Fabrics:

 Fabric A Dark Color  
Cut 1 - 4" square. Then cut once diagonally.  
Cut 3 - 3.5" squares

 Fabric B Light shade of above color  
Cut 1 - 4" square. Then cut once diagonally.  
Cut 3 - 3.5" squares

 Fabric C Medium shade of above color  
Cut 1 - 3.5" square

### Piecing Instructions:

A/B triangles should be sewn together and then trimmed to 3.5"

Sew remaining pieces according to diagram.

Possible settings for these blocks would be on point, barn raising and lightning.  
Any setting used for log cabin blocks would work well.

